

SOUTHERN CO., THE FUTURE (SOFF) - EUX/202409

2024/09/16 18:47:13

Price
89.7326 USDDifference  0.68% (0.61)

General attributes

Symbol	SOFFU24
Exchange	Eurex
Currency	USD
Security type	Future
Underlying	SOUTHERN CO.
Maturity	09-2024
Contract size	100

Market data

Bid (Bid size)	- USD (-)
Ask (Ask size)	- USD (-)
Open	89.7326 USD
High	89.7326 USD
Low	89.7326 USD
Close (prev. day)	89.1224 USD
Underlying	SOUTHERN CO.
Underlying price (date)	89.89 (24/09/16)
Settlement price (date)	89.73 (24/09/16)
Open Interest	0

Performance and Risk

	6m	1Y	3Y
Perf (%)	+29.08%	+23.53%	-
Perf (abs.)	+20.21	+17.09	-
Beta	-	-	-
Volatility	14.93	17.09	-

Futures and Options

Related Futures	-
Related Options	-










Information about previous performance does not guarantee future performance.
Source: FactSet

Price data

Ø price 5 days Ø volume 5 days (pcs.)	89.2202 USD (0)
Ø price 30 days Ø volume 30 days (pcs.)	87.6342 USD (0)
Ø price 100 days Ø volume 100 days (pcs.)	81.9553 USD (0)
Ø price 250 days Ø volume 250 days (pcs.)	74.4536 USD (0)
YTD High date	89.8907 USD (2024/09/10)
YTD Low date	66.2356 USD (2024/02/28)
52 Weeks High date	89.8907 USD (2024/09/10)
52 Weeks Low date	62.7228 USD (2023/10/02)

Recent Research

on underlying		on sector		on market	
Date				Headline	Download
2024/09/11				Global Equity Ratings	
2024/09/05				Global Equity Ratings	
2024/08/12				Global Equity Ratings	
2024/07/24				Global Equity Ratings	
2024/07/12				Global Equity Ratings	