

GENERAL MILLS INC. FUTURE (GISF) - EUX/202409

2024/07/17 18:45:43

Price
65.6232 USD

Difference  3.72% (2.35)

General attributes

Symbol	GISFU24
Exchange	Eurex
Currency	USD
Security type	Future
Underlying	GENERAL MILLS INC.
Maturity	09-2024
Contract size	100

Market data

Bid (Bid size)	- USD (-)
Ask (Ask size)	- USD (-)
Open	65.6232 USD
High	65.6232 USD
Low	65.6232 USD
Close (prev. day)	63.2714 USD
Underlying	GENERAL MILLS INC.
Underlying price (date)	65.34 (24/07/17)
Settlement price (date)	65.62 (24/07/17)
Open Interest	0

Performance and Risk

	6m	1Y	3Y
Perf (%)	+1.58%	-	-
Perf (abs.)	+1.02	-	-
Beta	-	-	-
Volatility	18.85	-	-

Futures and Options

Related Futures	-
Related Options	-

5Y










Information about previous performance does not guarantee future performance.
Source: FactSet

Price data

Ø price 5 days Ø volume 5 days (pcs.)	64.2048 USD (0)
Ø price 30 days Ø volume 30 days (pcs.)	65.3027 USD (0)
Ø price 100 days Ø volume 100 days (pcs.)	68.0289 USD (0)
Ø price 250 days Ø volume 250 days (pcs.)	- USD (-)
YTD High date	72.6559 USD (2024/04/24)
YTD Low date	62.6246 USD (2024/07/09)
52 Weeks High date	- USD (-)
52 Weeks Low date	- USD (-)

Recent Research

Date	on sector	on market	Headline	Download
2024/07/18			Akciové trhy - denní zpráva	
2024/07/17			Akciové trhy - denní zpráva	
2024/07/16			Akciové trhy - denní zpráva	
2024/07/15			Akciové trhy - denní zpráva	
2024/07/12			Global Equity Ratings	