


# GENERAL MILLS INC. FUTURE (GISF) - EUX/202409

2024/05/06 18:29:45

**Price**  
**69.9261** USD

**Difference**  **-1.07% (-0.76)**

**General attributes**

|               |                    |
|---------------|--------------------|
| Symbol        | GISFU24            |
| Exchange      | Eurex              |
| Currency      | USD                |
| Security type | Future             |
| Underlying    | GENERAL MILLS INC. |
| Maturity      | 09-2024            |
| Contract size | 100                |

**Market data**

|                         |                    |
|-------------------------|--------------------|
| Bid (Bid size)          | - USD (-)          |
| Ask (Ask size)          | - USD (-)          |
| Open                    | 69.9261 USD        |
| High                    | 69.9261 USD        |
| Low                     | 69.9261 USD        |
| Close (prev. day)       | 70.6857 USD        |
| Underlying              | GENERAL MILLS INC. |
| Underlying price (date) | 69.14 (24/05/06)   |
| Settlement price (date) | 69.93 (24/05/06)   |
| Open Interest           | 0                  |

**Performance and Risk**

|             | 6m     | 1Y | 3Y |
|-------------|--------|----|----|
| Perf (%)    | +4.11% | -  | -  |
| Perf (abs.) | +2.76  | -  | -  |
| Beta        | -      | -  | -  |
| Volatility  | 17.48  | -  | -  |

**Futures and Options**

|                 |   |
|-----------------|---|
| Related Futures | - |
| Related Options | - |





Information about previous performance does not guarantee future performance.  
 Source: FactSet

**Price data**

|   |                          |
|---|--------------------------|
| Ø price 5 days   Ø volume 5 days (pcs.)     | 70.8572 USD (0)          |
| Ø price 30 days   Ø volume 30 days (pcs.)   | 70.3738 USD (0)          |
| Ø price 100 days   Ø volume 100 days (pcs.) | 67.1695 USD (0)          |
| Ø price 250 days   Ø volume 250 days (pcs.) | - USD (-)                |
| YTD High   date                             | 72.6559 USD (2024/04/24) |
| YTD Low   date                              | 63.1787 USD (2024/02/14) |
| 52 Weeks High   date                        | - USD (-)                |
| 52 Weeks Low   date                         | - USD (-)                |

**Recent Research**

| on sector  |   | on market             |   |
|------------|---|-----------------------|---|
| Date       |   | Headline              | Download  |
| 2024/04/26 |  | Global Equity Ratings |  |
| 2024/04/03 |  | Global Equity Ratings |  |
| 2024/03/13 |  | Global Equity Ratings |  |
| 2024/02/22 |  | Global Equity Ratings |  |
| 2024/02/14 |  | Global Equity Ratings |  |