

# ANTHEM INC. FUTURE (WLPF) - EUX/202409

2024/09/17 18:46:22

**Price**  
**548.4065** USD

**Difference**  **-1.12% (-6.19)**

**General attributes**

Symbol	WLPFU24
Exchange	Eurex
Currency	USD
Security type	Future
Underlying	ELEVANCE HEALTH INC.
Maturity	09-2024
Contract size	100

**Market data**

Bid (Bid size)	- USD (-)
Ask (Ask size)	- USD (-)
Open	548.4065 USD
High	548.4065 USD
Low	548.4065 USD
Close (prev. day)	554.5927 USD
Underlying	ELEVANCE HEALTH INC.
Underlying price (date)	543.51 (24/09/17)
Settlement price (date)	548.41 (24/09/17)
Open Interest	0

**Performance and Risk**

	6m	1Y	3Y
Perf (%)	+6.34%	+19.42%	-
Perf (abs.)	+33.04	+90.19	-
Beta	-	-	-
Volatility	21.55	21.02	-

**Futures and Options**

Related Futures	-
Related Options	-

5Y








Information about previous performance does not guarantee future performance.  
 Source: FactSet

**Price data**

Ø price 5 days   Ø volume 5 days (pcs.)	546.6266 USD (0)
Ø price 30 days   Ø volume 30 days (pcs.)	543.3685 USD (0)
Ø price 100 days   Ø volume 100 days (pcs.)	538.3847 USD (0)
Ø price 250 days   Ø volume 250 days (pcs.)	513.7239 USD (0)
YTD High   date	566.1796 USD (2024/09/03)
YTD Low   date	471.5837 USD (2024/01/18)
52 Weeks High   date	566.1796 USD (2024/09/03)
52 Weeks Low   date	452.5786 USD (2023/10/04)

**Recent Research**

on sector		on market	
Date		Headline	Download
2024/09/11		Global Equity Ratings	
2024/09/05		Global Equity Ratings	
2024/08/12		Global Equity Ratings	
2024/07/24		Global Equity Ratings	
2024/07/12		Global Equity Ratings	