

JOHNSON & JOHNSON FUTURE (JNJF) - EUX/202409

2024/04/26 18:31:34

Price
147.4535 USDDifference  -0.07% (-0.11)

General attributes

Symbol	JNJFU24
Exchange	Eurex
Currency	USD
Security type	Future
Underlying	JOHNSON & JOHNSON
Maturity	09-2024
Contract size	100

Market data

Bid (Bid size)	- USD (-)
Ask (Ask size)	- USD (-)
Open	147.4535 USD
High	147.4535 USD
Low	147.4535 USD
Close (prev. day)	147.5603 USD
Underlying	JOHNSON & JOHNSON
Underlying price (date)	146.14 (24/04/26)
Settlement price (date)	147.45 (24/04/26)
Open Interest	0

Performance and Risk

	6m	1Y	3Y
Perf (%)	-4.29%	-	-
Perf (abs.)	-6.61	-	-
Beta	-	-	-
Volatility	13.89	-	-

Futures and Options

Related Futures	-
Related Options	-




















5Y

Information about previous performance does not guarantee future performance.
Source: FactSet

Price data

Ø price 5 days Ø volume 5 days (pcs.)	148.8543 USD (0)
Ø price 30 days Ø volume 30 days (pcs.)	153.6944 USD (0)
Ø price 100 days Ø volume 100 days (pcs.)	158.8284 USD (0)
Ø price 250 days Ø volume 250 days (pcs.)	- USD (-)
YTD High date	165.0409 USD (2024/03/01)
YTD Low date	145.1547 USD (2024/04/17)
52 Weeks High date	- USD (-)
52 Weeks Low date	- USD (-)

Recent Research

on underlying		on sector		on market	
Date				Headline	Download
2024/04/26				Global Equity Ratings	
2024/04/03				Global Equity Ratings	
2024/03/13				Global Equity Ratings	
2024/02/22				Global Equity Ratings	
2024/02/14				Global Equity Ratings	