

PEPSICO INC. FUTURE (PEPF) - EUX/202409

2024/09/13 18:35:32

Price
177.8227 USDDifference  1.47% (2.58)

General attributes

Symbol	PEPFU24
Exchange	Eurex
Currency	USD
Security type	Future
Underlying	PEPSICO INC.
Maturity	09-2024
Contract size	100

Market data

Bid (Bid size)	- USD (-)
Ask (Ask size)	- USD (-)
Open	177.8227 USD
High	177.8227 USD
Low	177.8227 USD
Close (prev. day)	175.2457 USD
Underlying	PEPSICO INC.
Underlying price (date)	177.36 (24/09/13)
Settlement price (date)	177.82 (24/09/13)
Open Interest	0

Performance and Risk

	6m	1Y	3Y
Perf (%)	+5.95%	-4.04%	-
Perf (abs.)	+9.98	-7.49	-
Beta	-	-	-
Volatility	17.19	15.92	-

Futures and Options

Related Futures	-
Related Options	-












5Y

Information about previous performance does not guarantee future performance.
Source: FactSet

Price data

Ø price 5 days Ø volume 5 days (pcs.)	177.1351 USD (0)
Ø price 30 days Ø volume 30 days (pcs.)	174.2385 USD (0)
Ø price 100 days Ø volume 100 days (pcs.)	172.3885 USD (0)
Ø price 250 days Ø volume 250 days (pcs.)	171.2447 USD (0)
YTD High date	183.4660 USD (2024/05/17)
YTD Low date	162.0615 USD (2024/07/09)
52 Weeks High date	186.9058 USD (2023/09/14)
52 Weeks Low date	162.0527 USD (2023/10/12)

Recent Research

on underlying	on sector	on market	
Date		Headline	Download
2024/09/11		Global Equity Ratings	
2024/09/05		Global Equity Ratings	
2024/08/12		Global Equity Ratings	
2024/07/24		Global Equity Ratings	
2024/07/12		Global Equity Ratings	