

## PEPSICO INC. FUTURE (PEPF) - EUX/202409

2024/07/26 18:35:41

Price  
**172.1488** USDDifference  0.67% (1.14)

## General attributes

Symbol	PEPFU24
Exchange	Eurex
Currency	USD
Security type	Future
Underlying	PEPSICO INC.
Maturity	09-2024
Contract size	100

## Market data

Bid (Bid size)	- USD (-)
Ask (Ask size)	- USD (-)
Open	172.1488 USD
High	172.1488 USD
Low	172.1488 USD
Close (prev. day)	171.0041 USD
Underlying	PEPSICO INC.
Underlying price (date)	172.75 (24/07/26)
Settlement price (date)	172.15 (24/07/26)
Open Interest	0

## Performance and Risk

	6m	1Y	3Y
Perf (%)	+1.38%	-	-
Perf (abs.)	+2.34	-	-
Beta	-	-	-
Volatility	16.87	-	-

## Futures and Options

Related Futures	-
Related Options	-






















5Y

Information about previous performance does not guarantee future performance.  
Source: FactSet

## Price data

Ø price 5 days   Ø volume 5 days (pcs.)	169.1555 USD (0)
Ø price 30 days   Ø volume 30 days (pcs.)	166.5345 USD (0)
Ø price 100 days   Ø volume 100 days (pcs.)	171.4878 USD (0)
Ø price 250 days   Ø volume 250 days (pcs.)	- USD (-)
YTD High   date	183.4660 USD (2024/05/17)
YTD Low   date	162.0615 USD (2024/07/09)
52 Weeks High   date	- USD (-)
52 Weeks Low   date	- USD (-)

## Recent Research

on underlying		on sector		on market	
Date				Headline	Download
2024/07/24				Global Equity Ratings	
2024/07/12				Global Equity Ratings	
2024/06/21				Global Equity Ratings	
2024/06/14				Global Equity Ratings	
2024/05/29				Global Equity Ratings	