

PEPSICO INC. FUTURE (PEPF) - EUX/202409

2024/05/02 18:23:57

Price
176.7553 USDDifference  0.11% (0.20)

General attributes

Symbol	PEPFU24
Exchange	Eurex
Currency	USD
Security type	Future
Underlying	PEPSICO INC.
Maturity	09-2024
Contract size	100

Market data

Bid (Bid size)	- USD (-)
Ask (Ask size)	- USD (-)
Open	176.7553 USD
High	176.7553 USD
Low	176.7553 USD
Close (prev. day)	176.5592 USD
Underlying	PEPSICO INC.
Underlying price (date)	175.45 (24/05/02)
Settlement price (date)	176.76 (24/05/02)
Open Interest	0

Performance and Risk

	6m	1Y	3Y
Perf (%)	+7.13%	-	-
Perf (abs.)	+11.75	-	-
Beta	-	-	-
Volatility	14.61	-	-

Futures and Options

Related Futures	-
Related Options	-










Information about previous performance does not guarantee future performance.
Source: FactSet

Price data

Ø price 5 days Ø volume 5 days (pcs.)	177.2549 USD (0)
Ø price 30 days Ø volume 30 days (pcs.)	173.4508 USD (0)
Ø price 100 days Ø volume 100 days (pcs.)	171.1253 USD (0)
Ø price 250 days Ø volume 250 days (pcs.)	- USD (-)
YTD High date	178.8376 USD (2024/04/25)
YTD Low date	165.1693 USD (2024/03/07)
52 Weeks High date	- USD (-)
52 Weeks Low date	- USD (-)

Recent Research

on underlying	on sector	on market		
Date			Headline	Download
2024/04/26			Global Equity Ratings	
2024/04/03			Global Equity Ratings	
2024/03/13			Global Equity Ratings	
2024/02/22			Global Equity Ratings	
2024/02/14			Global Equity Ratings	