

BASF SE FUTURE (BASG) - EUX/202409

2024/08/30 18:36:16

Price
45.9525 EUR

Difference  0.26% (0.12)

General attributes

Symbol	BASGU24
Exchange	Eurex
Currency	EUR
Security type	Future
Underlying	BASF SE
Maturity	09-2024
Contract size	100

Market data

Bid (Bid size)	- EUR (-)
Ask (Ask size)	- EUR (-)
Open	45.9525 EUR
High	45.9525 EUR
Low	45.9525 EUR
Close (prev. day)	45.8318 EUR
Underlying	BASF SE
Underlying price (date)	45.85 (24/08/30)
Settlement price (date)	45.95 (24/08/30)
Open Interest	83,925

Performance and Risk

	6m	1Y	3Y
Perf (%)	+1.32%	+0.21%	-
Perf (abs.)	+0.60	+0.10	-
Beta	-	-	-
Volatility	20.71	22.70	-

Futures and Options

Related Futures	-
Related Options	-

5Y











Information about previous performance does not guarantee future performance.
Source: FactSet

Price data

Ø price 5 days Ø volume 5 days (pcs.)	45.4958 EUR (0)
Ø price 30 days Ø volume 30 days (pcs.)	43.4433 EUR (460)
Ø price 100 days Ø volume 100 days (pcs.)	46.3744 EUR (1,229)
Ø price 250 days Ø volume 250 days (pcs.)	45.2095 EUR (492)
YTD High date	53.1903 EUR (2024/04/04)
YTD Low date	41.0477 EUR (2024/08/05)
52 Weeks High date	53.1903 EUR (2024/04/04)
52 Weeks Low date	39.7780 EUR (2023/10/25)

Recent Research

on underlying	on sector	on market	
Date		Headline	Download
2024/08/12		Global Equity Ratings	
2024/07/24		Global Equity Ratings	
2024/07/12		Global Equity Ratings	
2024/06/21		Global Equity Ratings	
2024/06/14		Global Equity Ratings	