

BASF SE FUTURE (BASG) - EUX/202409

2024/07/26 18:34:55

Price
44.0061 EUR

Difference  -2.32% (-1.05)

General attributes

Symbol	BASGU24
Exchange	Eurex
Currency	EUR
Security type	Future
Underlying	BASF SE
Maturity	09-2024
Contract size	100

Market data

Bid (Bid size)	- EUR (-)
Ask (Ask size)	- EUR (-)
Open	44.0061 EUR
High	44.0061 EUR
Low	44.0061 EUR
Close (prev. day)	45.0525 EUR
Underlying	BASF SE
Underlying price (date)	43.735 (24/07/26)
Settlement price (date)	44.01 (24/07/26)
Open Interest	86,525

Performance and Risk

	6m	1Y	3Y
Perf (%)	-0.14%	-	-
Perf (abs.)	-0.06	-	-
Beta	-	-	-
Volatility	21.12	-	-

Futures and Options

Related Futures	-
Related Options	-

5Y












Information about previous performance does not guarantee future performance.
Source: FactSet

Price data

Ø price 5 days Ø volume 5 days (pcs.)	44.8623 EUR (240)
Ø price 30 days Ø volume 30 days (pcs.)	45.2136 EUR (1,092)
Ø price 100 days Ø volume 100 days (pcs.)	48.0719 EUR (1,103)
Ø price 250 days Ø volume 250 days (pcs.)	- EUR (-)
YTD High date	53.1903 EUR (2024/04/04)
YTD Low date	41.1894 EUR (2024/01/22)
52 Weeks High date	- EUR (-)
52 Weeks Low date	- EUR (-)

Recent Research

on underlying	on sector	on market	
Date		Headline	Download
2024/07/24		Global Equity Ratings	
2024/07/12		Global Equity Ratings	
2024/06/21		Global Equity Ratings	
2024/06/14		Global Equity Ratings	
2024/05/29		Global Equity Ratings	