

BASF SE FUTURE (BASG) - EUX/202409

2024/07/16 18:49:56

Price
44.1353 EUR

Difference  0.39% (0.17)

General attributes

Symbol	BASGU24
Exchange	Eurex
Currency	EUR
Security type	Future
Underlying	BASF SE
Maturity	09-2024
Contract size	100

Market data

Bid (Bid size)	- EUR (-)
Ask (Ask size)	- EUR (-)
Open	44.1353 EUR
High	44.1353 EUR
Low	44.1353 EUR
Close (prev. day)	43.9638 EUR
Underlying	BASF SE
Underlying price (date)	44.87 (24/07/17)
Settlement price (date)	44.14 (24/07/16)
Open Interest	82,075

Performance and Risk

	6m	1Y	3Y
Perf (%)	+3.41%	-	-
Perf (abs.)	+1.46	-	-
Beta	-	-	-
Volatility	21.00	-	-

Futures and Options

Related Futures	-
Related Options	-

5Y












Information about previous performance does not guarantee future performance.
Source: FactSet

Price data

Ø price 5 days Ø volume 5 days (pcs.)	44.3172 EUR (1,206)
Ø price 30 days Ø volume 30 days (pcs.)	45.7044 EUR (3,239)
Ø price 100 days Ø volume 100 days (pcs.)	48.1050 EUR (972)
Ø price 250 days Ø volume 250 days (pcs.)	- EUR (-)
YTD High date	53.1903 EUR (2024/04/04)
YTD Low date	41.1894 EUR (2024/01/22)
52 Weeks High date	- EUR (-)
52 Weeks Low date	- EUR (-)

Recent Research

on underlying	on sector	on market	
Date		Headline	Download
2024/07/12		Global Equity Ratings	
2024/06/21		Global Equity Ratings	
2024/06/14		Global Equity Ratings	
2024/05/29		Global Equity Ratings	
2024/04/26		Global Equity Ratings	