

# MERCK & CO. INC. FUTURE (MCCF) - EUX/202409

2024/08/30 18:36:56

Price  
**117.2889** USD

Difference  -0.12% (-0.14)

### General attributes

Symbol	MCCFU24
Exchange	Eurex
Currency	USD
Security type	Future
Underlying	MERCK & CO. INC.
Maturity	09-2024
Contract size	100

### Market data

Bid (Bid size)	- USD (-)
Ask (Ask size)	- USD (-)
Open	117.2889 USD
High	117.2889 USD
Low	117.2889 USD
Close (prev. day)	117.429 USD
Underlying	MERCK & CO. INC.
Underlying price (date)	118.45 (24/08/30)
Settlement price (date)	117.29 (24/08/30)
Open Interest	0

### Performance and Risk

	6m	1Y	3Y
Perf (%)	-9.41%	+4.31%	-
Perf (abs.)	-12.19	+4.85	-
Beta	-	-	-
Volatility	21.69	19.81	-

### Futures and Options

Related Futures	-
Related Options	-










5Y

Information about previous performance does not guarantee future performance.  
Source: FactSet

### Price data

Ø price 5 days   Ø volume 5 days (pcs.)	116.7203 USD (0)
Ø price 30 days   Ø volume 30 days (pcs.)	116.8877 USD (0)
Ø price 100 days   Ø volume 100 days (pcs.)	125.6689 USD (0)
Ø price 250 days   Ø volume 250 days (pcs.)	119.4047 USD (0)
YTD High   date	134.2515 USD (2024/06/25)
YTD Low   date	111.2467 USD (2024/08/07)
52 Weeks High   date	134.2515 USD (2024/06/25)
52 Weeks Low   date	101.3834 USD (2023/11/29)

### Recent Research

on underlying	on sector	on market	
Date		Headline	Download
2024/08/12		Global Equity Ratings	
2024/07/24		Global Equity Ratings	
2024/07/12		Global Equity Ratings	
2024/06/21		Global Equity Ratings	
2024/06/14		Global Equity Ratings	