

MERCK & CO. INC. FUTURE (MCCF) - EUX/202409

2024/07/16 18:50:42

Price
128.6171 USD

Difference  -0.08% (-0.11)

General attributes

Symbol	MCCFU24
Exchange	Eurex
Currency	USD
Security type	Future
Underlying	MERCK & CO. INC.
Maturity	09-2024
Contract size	100

Market data

Bid (Bid size)	- USD (-)
Ask (Ask size)	- USD (-)
Open	128.6171 USD
High	128.6171 USD
Low	128.6171 USD
Close (prev. day)	128.7241 USD
Underlying	MERCK & CO. INC.
Underlying price (date)	125.44 (24/07/16)
Settlement price (date)	128.62 (24/07/16)
Open Interest	0

Performance and Risk

	6m	1Y	3Y
Perf (%)	+7.21%	-	-
Perf (abs.)	+8.65	-	-
Beta	-	-	-
Volatility	16.42	-	-

Futures and Options

Related Futures	-
Related Options	-












5Y

Information about previous performance does not guarantee future performance.
Source: FactSet

Price data

Ø price 5 days Ø volume 5 days (pcs.)	128.5260 USD (0)
Ø price 30 days Ø volume 30 days (pcs.)	129.5869 USD (0)
Ø price 100 days Ø volume 100 days (pcs.)	128.8563 USD (0)
Ø price 250 days Ø volume 250 days (pcs.)	- USD (-)
YTD High date	134.2515 USD (2024/06/25)
YTD Low date	113.6563 USD (2024/01/02)
52 Weeks High date	- USD (-)
52 Weeks Low date	- USD (-)

Recent Research

on underlying	on sector	on market	
Date		Headline	Download
2024/07/12		Global Equity Ratings	
2024/06/21		Global Equity Ratings	
2024/06/14		Global Equity Ratings	
2024/05/29		Global Equity Ratings	
2024/04/26		Global Equity Ratings	