

UNITEDHEALTH GROUP INC. FUTURE (UNHF) - EUX/202409

2024/08/15 18:48:41

Price
577.3984 USD

Difference  -0.32% (-1.85)

General attributes

Symbol	UNHFU24
Exchange	Eurex
Currency	USD
Security type	Future
Underlying	UNITEDHEALTH GROUP INC.
Maturity	09-2024
Contract size	100

Market data

Bid (Bid size)	- USD (-)
Ask (Ask size)	- USD (-)
Open	577.3984 USD
High	577.3984 USD
Low	577.3984 USD
Close (prev. day)	579.2447 USD
Underlying	UNITEDHEALTH GROUP INC.
Underlying price (date)	576.17 (24/08/16)
Settlement price (date)	577.40 (24/08/15)
Open Interest	0

Performance and Risk

	6m	1Y	3Y
Perf (%)	+8.79%	-	-
Perf (abs.)	+46.64	-	-
Beta	-	-	-
Volatility	27.04	-	-

Futures and Options

Related Futures	-
Related Options	-







Information about previous performance does not guarantee future performance.
Source: FactSet

Price data

Ø price 5 days Ø volume 5 days (pcs.)	572.0794 USD (0)
Ø price 30 days Ø volume 30 days (pcs.)	554.3897 USD (0)
Ø price 100 days Ø volume 100 days (pcs.)	513.5555 USD (0)
Ø price 250 days Ø volume 250 days (pcs.)	524.6336 USD (0)
YTD High date	579.2447 USD (2024/08/14)
YTD Low date	447.2670 USD (2024/04/12)
52 Weeks High date	- USD (-)
52 Weeks Low date	- USD (-)

Recent Research

on underlying	on sector	on market	
Date		Headline	Download
2024/08/12		Global Equity Ratings	
2024/07/24		Global Equity Ratings	
2024/07/12		Global Equity Ratings	
2024/06/21		Global Equity Ratings	
2024/06/14		Global Equity Ratings	