

# UNITEDHEALTH GROUP INC. FUTURE (UNHF) - EUX/202409

2024/07/16 18:51:11

Price  
**546.4272** USD

Difference  4.87% (25.36)

### General attributes

Symbol	UNHFU24
Exchange	Eurex
Currency	USD
Security type	Future
Underlying	UNITEDHEALTH GROUP INC.
Maturity	09-2024
Contract size	100

### Market data

Bid (Bid size)	- USD (-)
Ask (Ask size)	- USD (-)
Open	546.4272 USD
High	546.4272 USD
Low	546.4272 USD
Close (prev. day)	521.0669 USD
Underlying	UNITEDHEALTH GROUP INC.
Underlying price (date)	565.82 (24/07/17)
Settlement price (date)	546.43 (24/07/16)
Open Interest	0

### Performance and Risk

	6m	1Y	3Y
Perf (%)	+2.56%	-	-
Perf (abs.)	+13.62	-	-
Beta	-	-	-
Volatility	28.78	-	-

### Futures and Options

Related Futures	-
Related Options	-

5Y












Information about previous performance does not guarantee future performance.  
Source: FactSet

### Price data

Ø price 5 days   Ø volume 5 days (pcs.)	518.7895 USD (0)
Ø price 30 days   Ø volume 30 days (pcs.)	498.5239 USD (0)
Ø price 100 days   Ø volume 100 days (pcs.)	498.3157 USD (0)
Ø price 250 days   Ø volume 250 days (pcs.)	- USD (-)
YTD High   date	563.2338 USD (2024/01/04)
YTD Low   date	447.2670 USD (2024/04/12)
52 Weeks High   date	- USD (-)
52 Weeks Low   date	- USD (-)

### Recent Research

on underlying	on sector	on market	
Date		Headline	Download
2024/07/12		Global Equity Ratings	
2024/06/21		Global Equity Ratings	
2024/06/14		Global Equity Ratings	
2024/05/29		Global Equity Ratings	
2024/04/26		Global Equity Ratings	