

ABBOTT LABORATORIES FUTURE (ABTF) - EUX/202409

2024/08/30 18:36:09

Price
112.3895 USD

Difference  **-0.54% (-0.61)**

General attributes

Symbol	ABTFU24
Exchange	Eurex
Currency	USD
Security type	Future
Underlying	ABBOTT LABS
Maturity	09-2024
Contract size	100

Market data

Bid (Bid size)	- USD (-)
Ask (Ask size)	- USD (-)
Open	112.3895 USD
High	112.3895 USD
Low	112.3895 USD
Close (prev. day)	112.9998 USD
Underlying	ABBOTT LABS
Underlying price (date)	113.27 (24/08/30)
Settlement price (date)	112.39 (24/08/30)
Open Interest	0

Performance and Risk

	6m	1Y	3Y
Perf (%)	-7.90%	+2.93%	-
Perf (abs.)	-9.64	+3.20	-
Beta	-	-	-
Volatility	18.86	18.51	-

Futures and Options

Related Futures	-
Related Options	-












Information about previous performance does not guarantee future performance.
 Source: FactSet

Price data

Ø price 5 days Ø volume 5 days (pcs.)	112.9932 USD (0)
Ø price 30 days Ø volume 30 days (pcs.)	109.8074 USD (0)
Ø price 100 days Ø volume 100 days (pcs.)	107.0388 USD (0)
Ø price 250 days Ø volume 250 days (pcs.)	108.5661 USD (0)
YTD High date	123.8364 USD (2024/03/08)
YTD Low date	101.4006 USD (2024/07/09)
52 Weeks High date	123.8364 USD (2024/03/08)
52 Weeks Low date	42.4993 USD (2023/12/14)

Recent Research

on underlying	on sector	on market	
Date		Headline	Download
2024/08/12		Global Equity Ratings	
2024/07/24		Global Equity Ratings	
2024/07/12		Global Equity Ratings	
2024/06/21		Global Equity Ratings	
2024/06/14		Global Equity Ratings	