

# ABBOTT LABORATORIES FUTURE (ABTF) - EUX/202409

2024/07/26 18:34:47

**Price**  
**106.9355** USD

**Difference**  **-0.94% (-1.01)**

### General attributes

Symbol	ABTFU24
Exchange	Eurex
Currency	USD
Security type	Future
Underlying	ABBOTT LABS
Maturity	09-2024
Contract size	100

### Market data

Bid (Bid size)	- USD (-)
Ask (Ask size)	- USD (-)
Open	106.9355 USD
High	106.9355 USD
Low	106.9355 USD
Close (prev. day)	107.9479 USD
Underlying	ABBOTT LABS
Underlying price (date)	105.24 (24/07/26)
Settlement price (date)	106.94 (24/07/26)
Open Interest	0

### Performance and Risk

	6m	1Y	3Y
Perf (%)	-7.08%	-	-
Perf (abs.)	-8.15	-	-
Beta	-	-	-
Volatility	18.11	-	-

### Futures and Options

Related Futures	-
Related Options	-












Information about previous performance does not guarantee future performance.  
Source: FactSet

### Price data

Ø price 5 days   Ø volume 5 days (pcs.)	106.1601 USD (0)
Ø price 30 days   Ø volume 30 days (pcs.)	104.6401 USD (0)
Ø price 100 days   Ø volume 100 days (pcs.)	108.4218 USD (0)
Ø price 250 days   Ø volume 250 days (pcs.)	- USD (-)
YTD High   date	123.8364 USD (2024/03/08)
YTD Low   date	101.4006 USD (2024/07/09)
52 Weeks High   date	- USD (-)
52 Weeks Low   date	- USD (-)

### Recent Research

on underlying	on sector	on market	
Date		Headline	Download
2024/07/24		Global Equity Ratings	
2024/07/12		Global Equity Ratings	
2024/06/21		Global Equity Ratings	
2024/06/14		Global Equity Ratings	
2024/05/29		Global Equity Ratings	