

VERIZON COMMUNICATIONS INC. FUTURE (VZFF) - EUX/202409

2024/09/17 18:46:22

Price
44.1745 USD

Difference  -1.64% (-0.74)

General attributes

Symbol	VZFFU24
Exchange	Eurex
Currency	USD
Security type	Future
Underlying	VERIZON COMMUNICATIONS INC
Maturity	09-2024
Contract size	100

Market data

Bid (Bid size)	- USD (-)
Ask (Ask size)	- USD (-)
Open	44.1745 USD
High	44.1745 USD
Low	44.1745 USD
Close (prev. day)	44.9113 USD
Underlying	VERIZON COMMUNICATIONS INC
Underlying price (date)	44.079 (24/09/18)
Settlement price (date)	44.17 (24/09/17)
Open Interest	0

Performance and Risk

	6m	1Y	3Y
Perf (%)	+11.22%	+33.45%	-
Perf (abs.)	+4.46	+11.07	-
Beta	-	-	-
Volatility	21.14	22.52	-

Futures and Options

Related Futures	-
Related Options	-

5Y












Information about previous performance does not guarantee future performance.
Source: FactSet

Price data

Ø price 5 days Ø volume 5 days (pcs.)	44.0583 USD (0)
Ø price 30 days Ø volume 30 days (pcs.)	41.8324 USD (0)
Ø price 100 days Ø volume 100 days (pcs.)	40.9008 USD (0)
Ø price 250 days Ø volume 250 days (pcs.)	39.1098 USD (0)
YTD High date	44.9113 USD (2024/09/16)
YTD Low date	38.1247 USD (2024/01/02)
52 Weeks High date	44.9113 USD (2024/09/16)
52 Weeks Low date	30.3584 USD (2023/10/06)

Recent Research

on underlying	on sector	on market	
Date		Headline	Download
2024/09/11		Global Equity Ratings	
2024/09/05		Global Equity Ratings	
2024/08/12		Global Equity Ratings	
2024/07/24		Global Equity Ratings	
2024/07/12		Global Equity Ratings	