

GOLDMAN SACHS GROUP INC. FUTURE (GOSF) - EUX/202409

2024/07/18 18:34:01

Price
496.1158 USDDifference  -2.68% (-13.68)

General attributes

Symbol	GOSFU24
Exchange	Eurex
Currency	USD
Security type	Future
Underlying	GOLDMAN SACHS GROUP INC
Maturity	09-2024
Contract size	100

Market data

Bid (Bid size)	- USD (-)
Ask (Ask size)	- USD (-)
Open	496.1158 USD
High	496.1158 USD
Low	496.1158 USD
Close (prev. day)	509.7941 USD
Underlying	GOLDMAN SACHS GROUP INC
Underlying price (date)	486.21 (24/07/18)
Settlement price (date)	496.12 (24/07/18)
Open Interest	0

Performance and Risk

	6m	1Y	3Y
Perf (%)	+32.96%	-	-
Perf (abs.)	+126.37	-	-
Beta	-	-	-
Volatility	21.44	-	-

Futures and Options

Related Futures	-
Related Options	-








Information about previous performance does not guarantee future performance.
Source: FactSet

Price data

Ø price 5 days Ø volume 5 days (pcs.)	493.7817 USD (0)
Ø price 30 days Ø volume 30 days (pcs.)	466.0989 USD (0)
Ø price 100 days Ø volume 100 days (pcs.)	438.1511 USD (0)
Ø price 250 days Ø volume 250 days (pcs.)	- USD (-)
YTD High date	509.7941 USD (2024/07/17)
YTD Low date	380.8573 USD (2024/01/18)
52 Weeks High date	- USD (-)
52 Weeks Low date	- USD (-)

Recent Research

on sector		on market	
Date		Headline	Download
2024/07/18		Akciové trhy - denní zpráva	
2024/07/17		Akciové trhy - denní zpráva	
2024/07/16		Akciové trhy - denní zpráva	
2024/07/15		Akciové trhy - denní zpráva	
2024/07/12		Global Equity Ratings	