

BANK OF AMERICA CORP. FUTURE (BACF) - EUX/202409

2024/09/10 18:39:05

Price
38.5678 USDDifference  -2.37% (-0.94)

General attributes

Symbol	BACFU24
Exchange	Eurex
Currency	USD
Security type	Future
Underlying	BANK OF AMERICA CORP.
Maturity	09-2024
Contract size	100

Market data

Bid (Bid size)	- USD (-)
Ask (Ask size)	- USD (-)
Open	38.5678 USD
High	38.5678 USD
Low	38.5678 USD
Close (prev. day)	39.5038 USD
Underlying	BANK OF AMERICA CORP.
Underlying price (date)	39.28 (24/09/10)
Settlement price (date)	38.57 (24/09/10)
Open Interest	0

Performance and Risk

	6m	1Y	3Y
Perf (%)	+6.39%	+33.43%	-
Perf (abs.)	+2.32	+9.66	-
Beta	-	-	-
Volatility	23.21	25.94	-

Futures and Options

Related Futures	-
Related Options	-













Information about previous performance does not guarantee future performance.
Source: FactSet

Price data

Ø price 5 days Ø volume 5 days (pcs.)	39.4785 USD (0)
Ø price 30 days Ø volume 30 days (pcs.)	39.1229 USD (0)
Ø price 100 days Ø volume 100 days (pcs.)	39.8283 USD (0)
Ø price 250 days Ø volume 250 days (pcs.)	35.4201 USD (0)
YTD High date	44.5146 USD (2024/07/17)
YTD Low date	32.0092 USD (2024/01/18)
52 Weeks High date	44.5146 USD (2024/07/17)
52 Weeks Low date	25.7631 USD (2023/10/30)

Recent Research

on underlying on sector on market			
Date		Headline	Download
2024/09/05		Global Equity Ratings	
2024/08/12		Global Equity Ratings	
2024/07/24		Global Equity Ratings	
2024/07/12		Global Equity Ratings	
2024/06/21		Global Equity Ratings	

5Y