

# CHEVRON CORP. FUTURE (CVXF) - EUX/202409

2024/09/18 18:40:30

Price  
**144.049** USD

Difference  -0.06% (-0.08)

### General attributes

|               |                     |
|---------------|---------------------|
| Symbol        | CVXFU24             |
| Exchange      | Eurex               |
| Currency      | USD                 |
| Security type | Future              |
| Underlying    | CHEVRON CORPORATION |
| Maturity      | 09-2024             |
| Contract size | 100                 |

### Market data

|                         |                     |
|-------------------------|---------------------|
| Bid (Bid size)          | - USD (-)           |
| Ask (Ask size)          | - USD (-)           |
| Open                    | 144.049 USD         |
| High                    | 144.049 USD         |
| Low                     | 144.049 USD         |
| Close (prev. day)       | 144.1301 USD        |
| Underlying              | CHEVRON CORPORATION |
| Underlying price (date) | 144.41 (24/09/18)   |
| Settlement price (date) | 144.05 (24/09/18)   |
| Open Interest           | 0                   |

### Performance and Risk

|             | 6m     | 1Y      | 3Y |
|-------------|--------|---------|----|
| Perf (%)    | -7.57% | -15.63% | -  |
| Perf (abs.) | -11.80 | -26.71  | -  |
| Beta        | -      | -       | -  |
| Volatility  | 19.93  | 21.61   | -  |

### Futures and Options

|                 |   |
|-----------------|---|
| Related Futures | - |
| Related Options | - |











5Y

Information about previous performance does not guarantee future performance.  
Source: FactSet

### Price data

|   |                          |
|---|--------------------------|
| Ø price 5 days   Ø volume 5 days (pcs.)     | 140.710 USD (0)          |
| Ø price 30 days   Ø volume 30 days (pcs.)   | 144.308 USD (0)          |
| Ø price 100 days   Ø volume 100 days (pcs.) | 153.740 USD (0)          |
| Ø price 250 days   Ø volume 250 days (pcs.) | 153.919 USD (0)          |
| YTD High   date                             | 166.421 USD (2024/04/29) |
| YTD Low   date                              | 137.322 USD (2024/09/11) |
| 52 Weeks High   date                        | 174.552 USD (2023/09/28) |
| 52 Weeks Low   date                         | 137.322 USD (2024/09/11) |

### Recent Research

| on underlying | on sector   | on market             |   |
|---------------|---|-----------------------|---|
| Date          |   | Headline              | Download  |
| 2024/09/11    |  | Global Equity Ratings |  |
| 2024/09/05    |  | Global Equity Ratings |  |
| 2024/08/12    |  | Global Equity Ratings |  |
| 2024/07/24    |  | Global Equity Ratings |  |
| 2024/07/12    |  | Global Equity Ratings |  |