


AT & T INC. FUTURE (TFFF) - EUX/202409

2024/08/15 18:48:39

Price
19.2794 USD

Difference  **-2.21% (-0.44)**

General attributes

Symbol	TFFFU24
Exchange	Eurex
Currency	USD
Security type	Future
Underlying	AT&T INC.
Maturity	09-2024
Contract size	100

Market data

Bid (Bid size)	- USD (-)
Ask (Ask size)	- USD (-)
Open	19.2794 USD
High	19.2794 USD
Low	19.2794 USD
Close (prev. day)	19.7146 USD
Underlying	AT&T INC.
Underlying price (date)	19.09 (24/08/15)
Settlement price (date)	19.28 (24/08/15)
Open Interest	0

Performance and Risk

	6m	1Y	3Y
Perf (%)	+12.09%	-	-
Perf (abs.)	+2.08	-	-
Beta	-	-	-
Volatility	17.81	-	-

Futures and Options

Related Futures	-
Related Options	-







Information about previous performance does not guarantee future performance.
 Source: FactSet

Price data

Ø price 5 days Ø volume 5 days (pcs.)	19.5356 USD (0)
Ø price 30 days Ø volume 30 days (pcs.)	19.2307 USD (0)
Ø price 100 days Ø volume 100 days (pcs.)	18.0109 USD (0)
Ø price 250 days Ø volume 250 days (pcs.)	16.8249 USD (0)
YTD High date	19.7146 USD (2024/08/14)
YTD Low date	16.1432 USD (2024/04/16)
52 Weeks High date	- USD (-)
52 Weeks Low date	- USD (-)

Recent Research

on underlying	on sector	on market		
Date			Headline	Download
2024/08/12			Global Equity Ratings	
2024/07/24			Global Equity Ratings	
2024/07/12			Global Equity Ratings	
2024/06/21			Global Equity Ratings	
2024/06/14			Global Equity Ratings	