

# AT & T INC. FUTURE (TFFF) - EUX/202409

2024/06/28 18:41:09

**Price**  
**19.0081** USD  
 Difference  1.69% (0.32)

**General attributes**

Symbol	TFFFU24
Exchange	Eurex
Currency	USD
Security type	Future
Underlying	AT&T INC.
Maturity	09-2024
Contract size	100

**Market data**

Bid (Bid size)	- USD (-)
Ask (Ask size)	- USD (-)
Open	19.0081 USD
High	19.0081 USD
Low	19.0081 USD
Close (prev. day)	18.692 USD
Underlying	AT&T INC.
Underlying price (date)	19.11 (24/06/28)
Settlement price (date)	19.01 (24/06/28)
Open Interest	0

**Performance and Risk**

	6m	1Y	3Y
Perf (%)	+14.54%	-	-
Perf (abs.)	+2.41	-	-
Beta	-	-	-
Volatility	18.44	-	-

**Futures and Options**

Related Futures	-
Related Options	-

5Y








Information about previous performance does not guarantee future performance.  
 Source: FactSet

**Price data**

Ø price 5 days   Ø volume 5 days (pcs.)	18.7286 USD (0)
Ø price 30 days   Ø volume 30 days (pcs.)	17.9291 USD (0)
Ø price 100 days   Ø volume 100 days (pcs.)	17.2666 USD (0)
Ø price 250 days   Ø volume 250 days (pcs.)	- USD (-)
YTD High   date	19.0081 USD (2024/06/28)
YTD Low   date	16.1432 USD (2024/04/16)
52 Weeks High   date	- USD (-)
52 Weeks Low   date	- USD (-)

**Recent Research**

on underlying	on sector	on market	
Date		Headline	Download
2024/06/21		Global Equity Ratings	
2024/06/14		Global Equity Ratings	
2024/05/29		Global Equity Ratings	
2024/04/26		Global Equity Ratings	
2024/04/03		Global Equity Ratings	