

CATERPILLAR INC. FUTURE (CATF) - EUX/202409

2024/05/03 18:32:45

Price
342.4233 USD

Difference  0.74% (2.51)

General attributes

Symbol	CATFU24
Exchange	Eurex
Currency	USD
Security type	Future
Underlying	CATERPILLAR INC
Maturity	09-2024
Contract size	100

Market data

Bid (Bid size)	- USD (-)
Ask (Ask size)	- USD (-)
Open	342.4233 USD
High	342.4233 USD
Low	342.4233 USD
Close (prev. day)	339.91 USD
Underlying	CATERPILLAR INC
Underlying price (date)	336.75 (24/05/03)
Settlement price (date)	342.42 (24/05/03)
Open Interest	0

Performance and Risk

	6m	1Y	3Y
Perf (%)	+38.60%	-	-
Perf (abs.)	+95.37	-	-
Beta	-	-	-
Volatility	26.20	-	-

Futures and Options

Related Futures	-
Related Options	-

5Y












Information about previous performance does not guarantee future performance.
Source: FactSet

Price data

Ø price 5 days Ø volume 5 days (pcs.)	346.0956 USD (0)
Ø price 30 days Ø volume 30 days (pcs.)	366.2512 USD (0)
Ø price 100 days Ø volume 100 days (pcs.)	330.5291 USD (0)
Ø price 250 days Ø volume 250 days (pcs.)	- USD (-)
YTD High date	386.7957 USD (2024/04/04)
YTD Low date	286.2758 USD (2024/01/17)
52 Weeks High date	- USD (-)
52 Weeks Low date	- USD (-)

Recent Research

on underlying	on sector	on market	
Date		Headline	Download
2024/04/26		Global Equity Ratings	
2024/04/03		Global Equity Ratings	
2024/03/13		Global Equity Ratings	
2024/02/22		Global Equity Ratings	
2024/02/14		Global Equity Ratings	