

BP PLC FUTURE (BPF) - EUX/202409

2024/07/26 18:35:00

Price
452.3622 GBPDifference  0.21% (0.95)

General attributes

Symbol	BPFU24
Exchange	Eurex
Currency	GBP
Security type	Future
Underlying	BP PLC
Maturity	09-2024
Contract size	1,000

Market data

Bid (Bid size)	- GBP (-)
Ask (Ask size)	- GBP (-)
Open	452.3622 GBP
High	452.3622 GBP
Low	452.3622 GBP
Close (prev. day)	451.4168 GBP
Underlying	BP PLC
Underlying price (date)	454.50 (24/07/26)
Settlement price (date)	452.36 (24/07/26)
Open Interest	0

Performance and Risk

	6m	1Y	3Y
Perf (%)	-1.63%	-	-
Perf (abs.)	-7.51	-	-
Beta	-	-	-
Volatility	19.57	-	-

Futures and Options

Related Futures	-
Related Options	-

5Y












Information about previous performance does not guarantee future performance.
Source: FactSet

Price data

Ø price 5 days Ø volume 5 days (pcs.)	451.9018 GBP (0)
Ø price 30 days Ø volume 30 days (pcs.)	464.1078 GBP (0)
Ø price 100 days Ø volume 100 days (pcs.)	487.4351 GBP (0)
Ø price 250 days Ø volume 250 days (pcs.)	- GBP (-)
YTD High date	539.9727 GBP (2024/04/12)
YTD Low date	442.3052 GBP (2024/01/18)
52 Weeks High date	- GBP (-)
52 Weeks Low date	- GBP (-)

Recent Research

on underlying		on sector	
Date		Headline	Download
2024/07/24		Global Equity Ratings	
2024/07/12		Global Equity Ratings	
2024/06/21		Global Equity Ratings	
2024/06/14		Global Equity Ratings	
2024/05/29		Global Equity Ratings	