

NORDEX SE FUTURE (NDXF) - EUX/202409

2024/06/05 18:49:01

Price
14.5813 EUR

Difference  0.12% (0.02)

General attributes

Symbol	NDXFU24
Exchange	Eurex
Currency	EUR
Security type	Future
Underlying	NORDEX SE
Maturity	09-2024
Contract size	100

Market data

Bid (Bid size)	- EUR (-)
Ask (Ask size)	- EUR (-)
Open	14.5813 EUR
High	14.5813 EUR
Low	14.5813 EUR
Close (prev. day)	14.5633 EUR
Underlying	NORDEX SE
Underlying price (date)	14.42 (24/06/05)
Settlement price (date)	14.58 (24/06/05)
Open Interest	0

Performance and Risk

	6m	1Y	3Y
Perf (%)	+37.02%	-	-
Perf (abs.)	+3.93	-	-
Beta	-	-	-
Volatility	43.02	-	-

Futures and Options

Related Futures	-
Related Options	-

5Y












Information about previous performance does not guarantee future performance.
Source: FactSet

Price data

Ø price 5 days Ø volume 5 days (pcs.)	14.6478 EUR (0)
Ø price 30 days Ø volume 30 days (pcs.)	14.2223 EUR (0)
Ø price 100 days Ø volume 100 days (pcs.)	12.0695 EUR (0)
Ø price 250 days Ø volume 250 days (pcs.)	- EUR (-)
YTD High date	15.3275 EUR (2024/05/14)
YTD Low date	9.2109 EUR (2024/01/22)
52 Weeks High date	- EUR (-)
52 Weeks Low date	- EUR (-)

Recent Research

on sector		on market	
Date		Headline	Download
2024/05/29		Global Equity Ratings	
2024/04/26		Global Equity Ratings	
2024/04/03		Global Equity Ratings	
2024/03/13		Global Equity Ratings	
2024/02/22		Global Equity Ratings	