

# WOLTERS KLUWER N.V. FUTURE (WOSF) - EUX/202409

2024/09/18 18:41:45

Price  
**155.0833** EUR

Difference  -2.16% (-3.42)

### General attributes

Symbol	WOSFU24
Exchange	Eurex
Currency	EUR
Security type	Future
Underlying	WOLTERS KLUWER NV
Maturity	09-2024
Contract size	100

### Market data

Bid (Bid size)	- EUR (-)
Ask (Ask size)	- EUR (-)
Open	155.0833 EUR
High	155.0833 EUR
Low	155.0833 EUR
Close (prev. day)	158.5011 EUR
Underlying	WOLTERS KLUWER NV
Underlying price (date)	155.05 (24/09/18)
Settlement price (date)	155.08 (24/09/18)
Open Interest	1,000

### Performance and Risk

	6m	1Y	3Y
Perf (%)	+9.03%	+30.23%	-
Perf (abs.)	+13.13	+36.80	-
Beta	-	-	-
Volatility	15.55	15.82	-

### Futures and Options

Related Futures	-
Related Options	-













Information about previous performance does not guarantee future performance.  
Source: FactSet

### Price data

Ø price 5 days   Ø volume 5 days (pcs.)	156.1735 EUR (0)
Ø price 30 days   Ø volume 30 days (pcs.)	152.3558 EUR (8)
Ø price 100 days   Ø volume 100 days (pcs.)	151.5299 EUR (13)
Ø price 250 days   Ø volume 250 days (pcs.)	141.3347 EUR (5)
YTD High   date	158.5011 EUR (2024/09/17)
YTD Low   date	129.2104 EUR (2024/01/02)
52 Weeks High   date	158.5011 EUR (2024/09/17)
52 Weeks Low   date	116.5949 EUR (2023/09/27)

### Recent Research

on sector		on market	
Date		Headline	Download
2024/09/11		Global Equity Ratings	
2024/09/05		Global Equity Ratings	
2024/08/12		Global Equity Ratings	
2024/07/24		Global Equity Ratings	
2024/07/12		Global Equity Ratings	

5Y