

# WOLTERS KLUWER N.V. FUTURE (WOSF) - EUX/202409

2024/06/06 19:01:52

Price  
**151.1429** EUR

Difference  0.56% (0.85)

### General attributes

Symbol	WOSFU24
Exchange	Eurex
Currency	EUR
Security type	Future
Underlying	WOLTERS KLUWER NV
Maturity	09-2024
Contract size	100

### Market data

Bid (Bid size)	- EUR (-)
Ask (Ask size)	- EUR (-)
Open	151.1429 EUR
High	151.1429 EUR
Low	151.1429 EUR
Close (prev. day)	150.2948 EUR
Underlying	WOLTERS KLUWER NV
Underlying price (date)	150.35 (24/06/06)
Settlement price (date)	151.14 (24/06/06)
Open Interest	0

### Performance and Risk

	6m	1Y	3Y
Perf (%)	+13.89%	-	-
Perf (abs.)	+18.33	-	-
Beta	-	-	-
Volatility	14.67	-	-

### Futures and Options

Related Futures	-
Related Options	-

5Y












Information about previous performance does not guarantee future performance.  
Source: FactSet

### Price data

Ø price 5 days   Ø volume 5 days (pcs.)	147.6391 EUR (0)
Ø price 30 days   Ø volume 30 days (pcs.)	146.6127 EUR (0)
Ø price 100 days   Ø volume 100 days (pcs.)	144.1160 EUR (0)
Ø price 250 days   Ø volume 250 days (pcs.)	- EUR (-)
YTD High   date	152.2834 EUR (2024/05/24)
YTD Low   date	129.2104 EUR (2024/01/02)
52 Weeks High   date	- EUR (-)
52 Weeks Low   date	- EUR (-)

### Recent Research

on sector		on market	
Date		Headline	Download
2024/05/29		Global Equity Ratings	
2024/04/26		Global Equity Ratings	
2024/04/03		Global Equity Ratings	
2024/03/13		Global Equity Ratings	
2024/02/22		Global Equity Ratings	