

## ADIDAS AG FUTURE (ADSG) - EUX/202409

2024/07/16 18:49:47

Price  
**230.3717** EURDifference  -1.18% (-2.75)

## General attributes

Symbol	ADSGU24
Exchange	Eurex
Currency	EUR
Security type	Future
Underlying	ADIDAS AG
Maturity	09-2024
Contract size	100

## Market data

Bid (Bid size)	- EUR (-)
Ask (Ask size)	- EUR (-)
Open	230.3717 EUR
High	230.3717 EUR
Low	230.3717 EUR
Close (prev. day)	233.1172 EUR
Underlying	ADIDAS AG
Underlying price (date)	236.80 (24/07/17)
Settlement price (date)	230.37 (24/07/16)
Open Interest	500

## Performance and Risk

	6m	1Y	3Y
Perf (%)	+30.82%	-	-
Perf (abs.)	+54.27	-	-
Beta	-	-	-
Volatility	25.90	-	-

## Futures and Options

Related Futures	-
Related Options	-

5Y












Information about previous performance does not guarantee future performance.  
Source: FactSet

## Price data

Ø price 5 days   Ø volume 5 days (pcs.)	229.4246 EUR (0)
Ø price 30 days   Ø volume 30 days (pcs.)	225.2743 EUR (17)
Ø price 100 days   Ø volume 100 days (pcs.)	217.7852 EUR (5)
Ø price 250 days   Ø volume 250 days (pcs.)	- EUR (-)
YTD High   date	235.5717 EUR (2024/06/03)
YTD Low   date	168.5822 EUR (2024/01/19)
52 Weeks High   date	- EUR (-)
52 Weeks Low   date	- EUR (-)

## Recent Research

on underlying	on sector	on market	
Date		Headline	Download
2024/07/12		Global Equity Ratings	
2024/06/21		Global Equity Ratings	
2024/06/14		Global Equity Ratings	
2024/05/29		Global Equity Ratings	
2024/04/26		Global Equity Ratings	