

HOME DEPOT INC., THE FUTURE (HDF) - EUX/202409

2024/09/17 18:45:57

Price
386.2788 USDDifference  1.30% (4.94)

General attributes

Symbol	HDFFU24
Exchange	Eurex
Currency	USD
Security type	Future
Underlying	HOME DEPOT INC., THE
Maturity	09-2024
Contract size	100

Market data

Bid (Bid size)	- USD (-)
Ask (Ask size)	- USD (-)
Open	386.2788 USD
High	386.2788 USD
Low	386.2788 USD
Close (prev. day)	381.3403 USD
Underlying	HOME DEPOT INC., THE
Underlying price (date)	383.24 (24/09/17)
Settlement price (date)	386.28 (24/09/17)
Open Interest	0

Performance and Risk

	6m	1Y	3Y
Perf (%)	+1.64%	+15.13%	-
Perf (abs.)	+6.22	+50.75	-
Beta	-	-	-
Volatility	22.68	21.74	-

Futures and Options

Related Futures	-
Related Options	-












Information about previous performance does not guarantee future performance.
Source: FactSet

Price data

Ø price 5 days Ø volume 5 days (pcs.)	377.4902 USD (0)
Ø price 30 days Ø volume 30 days (pcs.)	365.2618 USD (0)
Ø price 100 days Ø volume 100 days (pcs.)	352.1050 USD (0)
Ø price 250 days Ø volume 250 days (pcs.)	347.2610 USD (0)
YTD High date	402.3722 USD (2024/03/21)
YTD Low date	326.8517 USD (2024/05/29)
52 Weeks High date	402.3722 USD (2024/03/21)
52 Weeks Low date	285.1527 USD (2023/10/30)

Recent Research

on underlying	on sector	on market		
Date			Headline	Download
2024/09/11			Global Equity Ratings	
2024/09/05			Global Equity Ratings	
2024/08/12			Global Equity Ratings	
2024/07/24			Global Equity Ratings	
2024/07/12			Global Equity Ratings	