

NESTLÉ S.A. FUTURE (NESG) - EUX/202409

2024/05/13 18:37:07

Price
95.4671 CHF

Difference  -0.20% (-0.19)

General attributes

| | |
|---------------|-----------|
| Symbol | NESGU24 |
| Exchange | Eurex |
| Currency | CHF |
| Security type | Future |
| Underlying | NESTLÉ SA |
| Maturity | 09-2024 |
| Contract size | 100 |

Market data

| | |
|-------------------------|------------------|
| Bid (Bid size) | - CHF (-) |
| Ask (Ask size) | - CHF (-) |
| Open | 95.4671 CHF |
| High | 95.4671 CHF |
| Low | 95.4671 CHF |
| Close (prev. day) | 95.6599 CHF |
| Underlying | NESTLÉ SA |
| Underlying price (date) | 95.00 (24/05/13) |
| Settlement price (date) | 95.47 (24/05/13) |
| Open Interest | 0 |

Performance and Risk

| | 6m | 1Y | 3Y |
|-------------|--------|----|----|
| Perf (%) | -2.57% | - | - |
| Perf (abs.) | -2.51 | - | - |
| Beta | - | - | - |
| Volatility | 16.29 | - | - |

Futures and Options

| | |
|-----------------|---|
| Related Futures | - |
| Related Options | - |

5Y












Information about previous performance does not guarantee future performance.
Source: FactSet

Price data

| | |
|---|--------------------------|
| Ø price 5 days Ø volume 5 days (pcs.) | 94.6246 CHF (0) |
| Ø price 30 days Ø volume 30 days (pcs.) | 92.8580 CHF (0) |
| Ø price 100 days Ø volume 100 days (pcs.) | 94.4110 CHF (0) |
| Ø price 250 days Ø volume 250 days (pcs.) | - CHF (-) |
| YTD High date | 98.7956 CHF (2024/02/05) |
| YTD Low date | 90.3414 CHF (2024/02/29) |
| 52 Weeks High date | - CHF (-) |
| 52 Weeks Low date | - CHF (-) |

Recent Research

| on underlying | on sector | on market | |
|---------------|---|-----------------------|---|
| Date | | Headline | Download |
| 2024/04/26 |  | Global Equity Ratings |  |
| 2024/04/03 |  | Global Equity Ratings |  |
| 2024/03/13 |  | Global Equity Ratings |  |
| 2024/02/22 |  | Global Equity Ratings |  |
| 2024/02/14 |  | Global Equity Ratings |  |