

# AIRBUS SE FUTURE (EADF) - EUX/202409

2024/07/16 18:50:11

Price  
**133.9722** EUR

Difference  -0.01% (-0.01)

### General attributes

Symbol	EADFU24
Exchange	Eurex
Currency	EUR
Security type	Future
Underlying	AIRBUS SE
Maturity	09-2024
Contract size	101

### Market data

Bid (Bid size)	- EUR (-)
Ask (Ask size)	- EUR (-)
Open	133.9722 EUR
High	133.9722 EUR
Low	133.9722 EUR
Close (prev. day)	133.987 EUR
Underlying	AIRBUS SE
Underlying price (date)	132.24 (24/07/17)
Settlement price (date)	133.97 (24/07/16)
Open Interest	720

### Performance and Risk

	6m	1Y	3Y
Perf (%)	-10.61%	-	-
Perf (abs.)	-15.90	-	-
Beta	-	-	-
Volatility	23.78	-	-

### Futures and Options

Related Futures	-
Related Options	-

5Y








Information about previous performance does not guarantee future performance.  
Source: FactSet

### Price data

Ø price 5 days   Ø volume 5 days (pcs.)	133.9429 EUR (0)
Ø price 30 days   Ø volume 30 days (pcs.)	141.7671 EUR (24)
Ø price 100 days   Ø volume 100 days (pcs.)	156.1720 EUR (7)
Ø price 250 days   Ø volume 250 days (pcs.)	- EUR (-)
YTD High   date	173.3579 EUR (2024/03/27)
YTD Low   date	129.5141 EUR (2024/06/28)
52 Weeks High   date	- EUR (-)
52 Weeks Low   date	- EUR (-)

### Recent Research

on sector		on market	
Date		Headline	Download
2024/07/12		Global Equity Ratings	
2024/06/21		Global Equity Ratings	
2024/06/14		Global Equity Ratings	
2024/05/29		Global Equity Ratings	
2024/04/26		Global Equity Ratings	