

AIRBUS SE FUTURE (EADF) - EUX/202409

2024/05/17 19:04:53

Price
161.2807 EUR

Difference  **-0.01%** (-0.01)

General attributes

Symbol	EADFU24
Exchange	Eurex
Currency	EUR
Security type	Future
Underlying	AIRBUS SE
Maturity	09-2024
Contract size	101

Market data

Bid (Bid size)	- EUR (-)
Ask (Ask size)	- EUR (-)
Open	161.2807 EUR
High	161.2807 EUR
Low	161.2807 EUR
Close (prev. day)	161.2953 EUR
Underlying	AIRBUS SE
Underlying price (date)	158.96 (24/05/17)
Settlement price (date)	161.28 (24/05/17)
Open Interest	0

Performance and Risk

	6m	1Y	3Y
Perf (%)	+19.34%	-	-
Perf (abs.)	+26.13	-	-
Beta	-	-	-
Volatility	18.11	-	-

Futures and Options

Related Futures	-
Related Options	-

5Y












Information about previous performance does not guarantee future performance.
Source: FactSet

Price data

Ø price 5 days Ø volume 5 days (pcs.)	161.2692 EUR (0)
Ø price 30 days Ø volume 30 days (pcs.)	162.3521 EUR (0)
Ø price 100 days Ø volume 100 days (pcs.)	156.8879 EUR (0)
Ø price 250 days Ø volume 250 days (pcs.)	- EUR (-)
YTD High date	173.3579 EUR (2024/03/27)
YTD Low date	139.3795 EUR (2024/01/03)
52 Weeks High date	- EUR (-)
52 Weeks Low date	- EUR (-)

Recent Research

on sector		on market	
Date		Headline	Download
2024/04/26		Global Equity Ratings	
2024/04/03		Global Equity Ratings	
2024/03/13		Global Equity Ratings	
2024/02/22		Global Equity Ratings	
2024/02/14		Global Equity Ratings	