

## UNILEVER PLC FUTURE (UNIH) - EUX/202409

2024/07/26 18:36:02

Price  
**56.0609** EURDifference  1.30% (0.72)

## General attributes

Symbol	UNIHU24
Exchange	Eurex
Currency	EUR
Security type	Future
Underlying	UNILEVER PLC
Maturity	09-2024
Contract size	100

## Market data

Bid (Bid size)	- EUR (-)
Ask (Ask size)	- EUR (-)
Open	56.0609 EUR
High	56.0609 EUR
Low	56.0609 EUR
Close (prev. day)	55.3426 EUR
Underlying	UNILEVER PLC
Underlying price (date)	4,741.00 (24/07/26)
Settlement price (date)	56.06 (24/07/26)
Open Interest	0

## Performance and Risk

	6m	1Y	3Y
Perf (%)	+25.76%	-	-
Perf (abs.)	+11.48	-	-
Beta	-	-	-
Volatility	17.10	-	-

## Futures and Options

Related Futures	-
Related Options	-

5Y







Information about previous performance does not guarantee future performance.  
Source: FactSet

## Price data

Ø price 5 days   Ø volume 5 days (pcs.)	53.9476 EUR (0)
Ø price 30 days   Ø volume 30 days (pcs.)	52.4664 EUR (0)
Ø price 100 days   Ø volume 100 days (pcs.)	49.1695 EUR (0)
Ø price 250 days   Ø volume 250 days (pcs.)	- EUR (-)
YTD High   date	56.0609 EUR (2024/07/26)
YTD Low   date	43.0220 EUR (2024/01/22)
52 Weeks High   date	- EUR (-)
52 Weeks Low   date	- EUR (-)

## Recent Research

on underlying		on sector	
Date	Headline	Download	
2024/07/24	Global Equity Ratings		
2024/07/12	Global Equity Ratings		
2024/06/21	Global Equity Ratings		
2024/06/14	Global Equity Ratings		
2024/05/29	Global Equity Ratings	