

## UNILEVER PLC FUTURE (UNIH) - EUX/202409

2024/05/07 18:36:56

Price  
**48.9107** EURDifference  1.46% (0.70)

## General attributes

Symbol	UNIHU24
Exchange	Eurex
Currency	EUR
Security type	Future
Underlying	UNILEVER PLC
Maturity	09-2024
Contract size	100

## Market data

Bid (Bid size)	- EUR (-)
Ask (Ask size)	- EUR (-)
Open	48.9107 EUR
High	48.9107 EUR
Low	48.9107 EUR
Close (prev. day)	48.2058 EUR
Underlying	UNILEVER PLC
Underlying price (date)	4,212.00 (24/05/07)
Settlement price (date)	48.91 (24/05/07)
Open Interest	0

## Performance and Risk

	6m	1Y	3Y
Perf (%)	+9.57%	-	-
Perf (abs.)	+4.27	-	-
Beta	-	-	-
Volatility	16.11	-	-

## Futures and Options

Related Futures	-
Related Options	-











Information about previous performance does not guarantee future performance.  
Source: FactSet

## Price data

Ø price 5 days   Ø volume 5 days (pcs.)	48.5698 EUR (0)
Ø price 30 days   Ø volume 30 days (pcs.)	45.9064 EUR (0)
Ø price 100 days   Ø volume 100 days (pcs.)	45.2964 EUR (0)
Ø price 250 days   Ø volume 250 days (pcs.)	- EUR (-)
YTD High   date	48.9107 EUR (2024/05/07)
YTD Low   date	43.0220 EUR (2024/01/22)
52 Weeks High   date	- EUR (-)
52 Weeks Low   date	- EUR (-)

## Recent Research

on underlying		on sector	
Date		Headline	Download
2024/04/26		Global Equity Ratings	
2024/04/03		Global Equity Ratings	
2024/03/13		Global Equity Ratings	
2024/02/22		Global Equity Ratings	
2024/02/14		Global Equity Ratings	