

3M CO. FUTURE (MMMFM) - EUX/202409

2024/07/17 18:45:59

Price
104.7597 USDDifference  1.56% (1.61)

General attributes

Symbol	MMMFM24
Exchange	Eurex
Currency	USD
Security type	Future
Underlying	3M COMPANY
Maturity	09-2024
Contract size	100

Market data

Bid (Bid size)	- USD (-)
Ask (Ask size)	- USD (-)
Open	104.7597 USD
High	104.7597 USD
Low	104.7597 USD
Close (prev. day)	103.1476 USD
Underlying	3M COMPANY
Underlying price (date)	104.64 (24/07/17)
Settlement price (date)	104.76 (24/07/17)
Open Interest	0

Performance and Risk

	6m	1Y	3Y
Perf (%)	-1.28%	-	-
Perf (abs.)	-1.36	-	-
Beta	-	-	-
Volatility	35.39	-	-

Futures and Options

Related Futures	-
Related Options	-

5Y












Information about previous performance does not guarantee future performance.
Source: FactSet

Price data

Ø price 5 days Ø volume 5 days (pcs.)	104.1694 USD (0)
Ø price 30 days Ø volume 30 days (pcs.)	102.2100 USD (0)
Ø price 100 days Ø volume 100 days (pcs.)	98.4904 USD (0)
Ø price 250 days Ø volume 250 days (pcs.)	- USD (-)
YTD High date	109.7990 USD (2024/01/02)
YTD Low date	89.5776 USD (2024/04/16)
52 Weeks High date	- USD (-)
52 Weeks Low date	- USD (-)

Recent Research

on underlying	on sector	on market	
Date		Headline	Download
2023/06/06		Global Equity Ratings	
2023/06/01		Global Equity Ratings	
2023/05/24		Global Equity Ratings	
2023/05/03		Global Equity Ratings	
2023/04/25		Global Equity Ratings	