

# MTU AERO ENGINES AG FUTURE (MTXF) - EUX/202409

2024/06/14 18:39:09

**Price**  
**226.8729** EUR

**Difference**  **-2.28% (-5.29)**

### General attributes

Symbol	MTXFU24
Exchange	Eurex
Currency	EUR
Security type	Future
Underlying	MTU AERO ENGINES AG
Maturity	09-2024
Contract size	100

### Market data

Bid (Bid size)	- EUR (-)
Ask (Ask size)	- EUR (-)
Open	226.8729 EUR
High	226.8729 EUR
Low	226.8729 EUR
Close (prev. day)	232.1623 EUR
Underlying	MTU AERO ENGINES AG
Underlying price (date)	224.40 (24/06/14)
Settlement price (date)	226.87 (24/06/14)
Open Interest	0

### Performance and Risk

	6m	1Y	3Y
Perf (%)	+20.58%	-	-
Perf (abs.)	+38.72	-	-
Beta	-	-	-
Volatility	22.08	-	-

### Futures and Options

Related Futures	-
Related Options	-

5Y












Information about previous performance does not guarantee future performance.  
Source: FactSet

### Price data

Ø price 5 days   Ø volume 5 days (pcs.)	233.1784 EUR (0)
Ø price 30 days   Ø volume 30 days (pcs.)	233.8401 EUR (0)
Ø price 100 days   Ø volume 100 days (pcs.)	227.3506 EUR (0)
Ø price 250 days   Ø volume 250 days (pcs.)	- EUR (-)
YTD High   date	240.7334 EUR (2024/05/15)
YTD Low   date	197.2861 EUR (2024/01/03)
52 Weeks High   date	- EUR (-)
52 Weeks Low   date	- EUR (-)

### Recent Research

on sector		on market	
Date		Headline	Download
2024/06/14		Global Equity Ratings	
2024/05/29		Global Equity Ratings	
2024/04/26		Global Equity Ratings	
2024/04/03		Global Equity Ratings	
2024/03/13		Global Equity Ratings	