

ASTRAZENECA PLC FUTURE (AZNF) - EUX/202409

2024/09/18 18:40:17

Price
11,859.1927 GBP

Difference  **-0.95% (-113.69)**

General attributes

Symbol	AZNFU24
Exchange	Eurex
Currency	GBP
Security type	Future
Underlying	ASTRAZENECA PLC
Maturity	09-2024
Contract size	1,000

Market data

Bid (Bid size)	- GBP (-)
Ask (Ask size)	- GBP (-)
Open	11,859.1927 GBP
High	11,859.1927 GBP
Low	11,859.1927 GBP
Close (prev. day)	11,972.8784 GBP
Underlying	ASTRAZENECA PLC
Underlying price (date)	11,856.00 (24/09/18)
Settlement price (date)	11,859.19 (24/09/18)
Open Interest	0

Performance and Risk

	6m	1Y	3Y
Perf (%)	+13.90%	+5.48%	-
Perf (abs.)	+1,461.12	+622.44	-
Beta	-	-	-
Volatility	18.72	21.71	-

Futures and Options

Related Futures	-
Related Options	-

5Y












Information about previous performance does not guarantee future performance.
Source: FactSet

Price data

Ø price 5 days Ø volume 5 days (pcs.)	12,064.1869 GBP (0)
Ø price 30 days Ø volume 30 days (pcs.)	12,844.9752 GBP (0)
Ø price 100 days Ø volume 100 days (pcs.)	12,508.0866 GBP (0)
Ø price 250 days Ø volume 250 days (pcs.)	11,422.7946 GBP (0)
YTD High date	13,314.5289 GBP (2024/08/29)
YTD Low date	9,578.8033 GBP (2024/02/12)
52 Weeks High date	13,314.5289 GBP (2024/08/29)
52 Weeks Low date	9,578.8033 GBP (2024/02/12)

Recent Research

on sector			
Date		Headline	Download
2024/09/11		Global Equity Ratings	
2024/09/05		Global Equity Ratings	
2024/08/12		Global Equity Ratings	
2024/07/24		Global Equity Ratings	
2024/07/12		Global Equity Ratings	