

ASTRAZENECA PLC FUTURE (AZNF) - EUX/202409

2024/05/17 19:04:44

Price
12,256.224 GBP

Difference  **-0.48% (-58.64)**

General attributes

Symbol	AZNFU24
Exchange	Eurex
Currency	GBP
Security type	Future
Underlying	ASTRAZENECA PLC
Maturity	09-2024
Contract size	1,000

Market data

Bid (Bid size)	- GBP (-)
Ask (Ask size)	- GBP (-)
Open	12,256.224 GBP
High	12,256.224 GBP
Low	12,256.224 GBP
Close (prev. day)	12,314.8689 GBP
Underlying	ASTRAZENECA PLC
Underlying price (date)	12,110.00 (24/05/17)
Settlement price (date)	12,256.22 (24/05/17)
Open Interest	0

Performance and Risk

	6m	1Y	3Y
Perf (%)	+18.55%	-	-
Perf (abs.)	+1,926.84	-	-
Beta	-	-	-
Volatility	22.10	-	-

Futures and Options

Related Futures	-
Related Options	-

5Y












Information about previous performance does not guarantee future performance.
Source: FactSet

Price data

Ø price 5 days Ø volume 5 days (pcs.)	12,409.908 GBP (0)
Ø price 30 days Ø volume 30 days (pcs.)	11,717.217 GBP (0)
Ø price 100 days Ø volume 100 days (pcs.)	10,900.153 GBP (0)
Ø price 250 days Ø volume 250 days (pcs.)	- GBP (-)
YTD High date	12,534.533 GBP (2024/05/10)
YTD Low date	9,578.803 GBP (2024/02/12)
52 Weeks High date	- GBP (-)
52 Weeks Low date	- GBP (-)

Recent Research

on sector			
Date		Headline	Download
2024/04/26		Global Equity Ratings	
2024/04/03		Global Equity Ratings	
2024/03/13		Global Equity Ratings	
2024/02/22		Global Equity Ratings	
2024/02/14		Global Equity Ratings	