

# QIAGEN N.V. FUTURE (QIAF) - EUX/202409

2024/08/07 18:43:27

Price  
**41.5782** EUR

Difference  0.65% (0.27)

### General attributes

Symbol	QIAFU24
Exchange	Eurex
Currency	EUR
Security type	Future
Underlying	QIAGEN NV
Maturity	09-2024
Contract size	100

### Market data

Bid (Bid size)	- EUR (-)
Ask (Ask size)	- EUR (-)
Open	41.5782 EUR
High	41.5782 EUR
Low	41.5782 EUR
Close (prev. day)	41.3109 EUR
Underlying	QIAGEN NV
Underlying price (date)	44.45 (24/08/07)
Settlement price (date)	41.58 (24/08/07)
Open Interest	0

### Performance and Risk

	6m	1Y	3Y
Perf (%)	+0.10%	-	-
Perf (abs.)	+0.04	-	-
Beta	-	-	-
Volatility	19.41	-	-

### Futures and Options

Related Futures	-
Related Options	-






Information about previous performance does not guarantee future performance.  
Source: FactSet

### Price data

Ø price 5 days   Ø volume 5 days (pcs.)	41.6438 EUR (0)
Ø price 30 days   Ø volume 30 days (pcs.)	39.3041 EUR (0)
Ø price 100 days   Ø volume 100 days (pcs.)	39.8860 EUR (0)
Ø price 250 days   Ø volume 250 days (pcs.)	- EUR (-)
YTD High   date	42.8509 EUR (2024/01/09)
YTD Low   date	37.1728 EUR (2024/07/09)
52 Weeks High   date	- EUR (-)
52 Weeks Low   date	- EUR (-)

### Recent Research

on sector		on market	
Date		Headline	Download
2024/07/24		Global Equity Ratings	
2024/07/12		Global Equity Ratings	
2024/06/21		Global Equity Ratings	
2024/06/14		Global Equity Ratings	
2024/05/29		Global Equity Ratings	