

ADECCO S.A. FUTURE (ADEF) - EUX/202409

2024/08/21 18:44:28

Price
28.3886 CHF

Difference  0.56% (0.16)

General attributes

Symbol	ADEFU24
Exchange	Eurex
Currency	CHF
Security type	Future
Underlying	ADECCO GROUP AG
Maturity	09-2024
Contract size	100

Market data

Bid (Bid size)	- CHF (-)
Ask (Ask size)	- CHF (-)
Open	28.3886 CHF
High	28.3886 CHF
Low	28.3886 CHF
Close (prev. day)	28.2294 CHF
Underlying	ADECCO GROUP AG
Underlying price (date)	28.36 (24/08/21)
Settlement price (date)	28.39 (24/08/21)
Open Interest	0

Performance and Risk

	6m	1Y	3Y
Perf (%)	-20.44%	-	-
Perf (abs.)	-7.25	-	-
Beta	-	-	-
Volatility	26.67	-	-

Futures and Options

Related Futures	-
Related Options	-

5Y












Information about previous performance does not guarantee future performance.
Source: FactSet

Price data

Ø price 5 days Ø volume 5 days (pcs.)	28.3164 CHF (0)
Ø price 30 days Ø volume 30 days (pcs.)	29.3527 CHF (0)
Ø price 100 days Ø volume 100 days (pcs.)	31.7406 CHF (0)
Ø price 250 days Ø volume 250 days (pcs.)	34.7433 CHF (0)
YTD High date	40.2246 CHF (2024/01/02)
YTD Low date	27.8618 CHF (2024/08/05)
52 Weeks High date	- CHF (-)
52 Weeks Low date	- CHF (-)

Recent Research

on sector		on market	
Date		Headline	Download
2024/08/12		Global Equity Ratings	
2024/07/24		Global Equity Ratings	
2024/07/12		Global Equity Ratings	
2024/06/21		Global Equity Ratings	
2024/06/14		Global Equity Ratings	