

L'OREAL FUTURE (LORF) - EUX/202409

2024/07/26 18:35:32

Price
401.2721 EURDifference  1.63% (6.45)

General attributes

Symbol	LORFU24
Exchange	Eurex
Currency	EUR
Security type	Future
Underlying	L'OREAL S.A.
Maturity	09-2024
Contract size	100

Market data

Bid (Bid size)	- EUR (-)
Ask (Ask size)	- EUR (-)
Open	401.2721 EUR
High	401.2721 EUR
Low	401.2721 EUR
Close (prev. day)	394.8256 EUR
Underlying	L'OREAL S.A.
Underlying price (date)	398.80 (24/07/26)
Settlement price (date)	401.27 (24/07/26)
Open Interest	1,010

Performance and Risk

	6m	1Y	3Y
Perf (%)	-10.91%	-	-
Perf (abs.)	-49.13	-	-
Beta	-	-	-
Volatility	21.27	-	-

Futures and Options

Related Futures	-
Related Options	-












Information about previous performance does not guarantee future performance.
Source: FactSet

Price data

Ø price 5 days Ø volume 5 days (pcs.)	403.2635 EUR (0)
Ø price 30 days Ø volume 30 days (pcs.)	418.4926 EUR (0)
Ø price 100 days Ø volume 100 days (pcs.)	436.9212 EUR (10)
Ø price 250 days Ø volume 250 days (pcs.)	- EUR (-)
YTD High date	463.1694 EUR (2024/05/14)
YTD Low date	394.8256 EUR (2024/07/25)
52 Weeks High date	- EUR (-)
52 Weeks Low date	- EUR (-)

Recent Research

on underlying on sector on market			
Date		Headline	Download
2024/07/24		Global Equity Ratings	
2024/07/12		Global Equity Ratings	
2024/06/21		Global Equity Ratings	
2024/06/14		Global Equity Ratings	
2024/05/29		Global Equity Ratings	

5Y