

## L'OREAL FUTURE (LORF) - EUX/202409

2024/05/17 19:05:10

Price  
**453.6116** EURDifference  -1.31% (-6.02)

## General attributes

Symbol	LORFU24
Exchange	Eurex
Currency	EUR
Security type	Future
Underlying	L'OREAL S.A.
Maturity	09-2024
Contract size	100

## Market data

Bid (Bid size)	- EUR (-)
Ask (Ask size)	- EUR (-)
Open	453.6116 EUR
High	453.6116 EUR
Low	453.6116 EUR
Close (prev. day)	459.6283 EUR
Underlying	L'OREAL S.A.
Underlying price (date)	447.60 (24/05/17)
Settlement price (date)	453.61 (24/05/17)
Open Interest	0

## Performance and Risk

	6m	1Y	3Y
Perf (%)	+7.02%	-	-
Perf (abs.)	+30.16	-	-
Beta	-	-	-
Volatility	20.21	-	-

## Futures and Options

Related Futures	-
Related Options	-












Information about previous performance does not guarantee future performance.  
Source: FactSet

## Price data

Ø price 5 days   Ø volume 5 days (pcs.)	461.5045 EUR (0)
Ø price 30 days   Ø volume 30 days (pcs.)	438.3405 EUR (0)
Ø price 100 days   Ø volume 100 days (pcs.)	443.1041 EUR (0)
Ø price 250 days   Ø volume 250 days (pcs.)	- EUR (-)
YTD High   date	463.1694 EUR (2024/05/14)
YTD Low   date	412.6116 EUR (2024/04/08)
52 Weeks High   date	- EUR (-)
52 Weeks Low   date	- EUR (-)

## Recent Research

on underlying	on sector	on market	
Date		Headline	Download
2024/04/26		Global Equity Ratings	
2024/04/03		Global Equity Ratings	
2024/03/13		Global Equity Ratings	
2024/02/22		Global Equity Ratings	
2024/02/14		Global Equity Ratings	