

UNICREDIT S.P.A. FUTURE (CR5J) - EUX/202409

2024/09/10 18:39:11

Price
36.1099 EUR

Difference  **-1.46% (-0.53)**

General attributes

Symbol	CR5JU24
Exchange	Eurex
Currency	EUR
Security type	Future
Underlying	UNICREDIT SPA
Maturity	09-2024
Contract size	100

Market data

Bid (Bid size)	- EUR (-)
Ask (Ask size)	- EUR (-)
Open	36.1099 EUR
High	36.1099 EUR
Low	36.1099 EUR
Close (prev. day)	36.6443 EUR
Underlying	UNICREDIT SPA
Underlying price (date)	36.075 (24/09/10)
Settlement price (date)	36.11 (24/09/10)
Open Interest	41,500

Performance and Risk

	6m	1Y	3Y
Perf (%)	+20.96%	+77.22%	-
Perf (abs.)	+6.26	+15.73	-
Beta	-	-	-
Volatility	29.41	27.87	-

Futures and Options

Related Futures	-
Related Options	-











5Y

Information about previous performance does not guarantee future performance.
Source: FactSet

Price data

Ø price 5 days Ø volume 5 days (pcs.)	36.5467 EUR (8,100)
Ø price 30 days Ø volume 30 days (pcs.)	35.8928 EUR (2,950)
Ø price 100 days Ø volume 100 days (pcs.)	36.2852 EUR (1,215)
Ø price 250 days Ø volume 250 days (pcs.)	30.3813 EUR (686)
YTD High date	39.3467 EUR (2024/07/24)
YTD Low date	23.8917 EUR (2024/01/03)
52 Weeks High date	39.3467 EUR (2024/07/24)
52 Weeks Low date	20.7429 EUR (2023/09/11)

Recent Research

on underlying	on sector	on market	
Date		Headline	Download
2024/09/05		Global Equity Ratings	
2024/08/12		Global Equity Ratings	
2024/07/24		Global Equity Ratings	
2024/07/12		Global Equity Ratings	
2024/06/21		Global Equity Ratings	