

FERRARI N.V. FUTURE (RACF) - EUX/202409

2024/09/18 18:41:20

Price
411.7442 EUR

Difference  -1.75% (-7.35)

General attributes

Symbol	RACFU24
Exchange	Eurex
Currency	EUR
Security type	Future
Underlying	FERRARI N.V.
Maturity	09-2024
Contract size	1,000

Market data

Bid (Bid size)	- EUR (-)
Ask (Ask size)	- EUR (-)
Open	411.7442 EUR
High	411.7442 EUR
Low	411.7442 EUR
Close (prev. day)	419.0901 EUR
Underlying	FERRARI N.V.
Underlying price (date)	411.70 (24/09/18)
Settlement price (date)	411.74 (24/09/18)
Open Interest	0

Performance and Risk

	6m	1Y	3Y
Perf (%)	+6.30%	+42.54%	-
Perf (abs.)	+24.84	+125.08	-
Beta	-	-	-
Volatility	21.33	23.31	-

Futures and Options

Related Futures	-
Related Options	-












5Y

Information about previous performance does not guarantee future performance.
Source: FactSet

Price data

Ø price 5 days Ø volume 5 days (pcs.)	422.2766 EUR (0)
Ø price 30 days Ø volume 30 days (pcs.)	422.3713 EUR (0)
Ø price 100 days Ø volume 100 days (pcs.)	399.4269 EUR (0)
Ø price 250 days Ø volume 250 days (pcs.)	367.7493 EUR (0)
YTD High date	448.1528 EUR (2024/08/30)
YTD Low date	311.8793 EUR (2024/01/23)
52 Weeks High date	448.1528 EUR (2024/08/30)
52 Weeks Low date	12.3106 EUR (2023/12/14)

Recent Research

on sector		on market	
Date		Headline	Download
2024/09/17		GEVORKYAN Podniková analýza	
2024/09/11		Global Equity Ratings	
2024/09/09		GEVORKYAN Podniková analýza	
2024/09/05		Global Equity Ratings	
2024/08/12		Global Equity Ratings	