

# FERRARI N.V. FUTURE (RACF) - EUX/202409

2024/07/12 18:59:12

Price  
**401.4451** EUR

Difference  1.13% (4.49)

### General attributes

Symbol	RACFU24
Exchange	Eurex
Currency	EUR
Security type	Future
Underlying	FERRARI N.V.
Maturity	09-2024
Contract size	1,000

### Market data

Bid (Bid size)	- EUR (-)
Ask (Ask size)	- EUR (-)
Open	401.4451 EUR
High	401.4451 EUR
Low	401.4451 EUR
Close (prev. day)	396.9545 EUR
Underlying	FERRARI N.V.
Underlying price (date)	398.40 (24/07/12)
Settlement price (date)	401.45 (24/07/12)
Open Interest	0

### Performance and Risk

	6m	1Y	3Y
Perf (%)	+23.14%	-	-
Perf (abs.)	+75.44	-	-
Beta	-	-	-
Volatility	24.66	-	-

### Futures and Options

Related Futures	-
Related Options	-

5Y












Information about previous performance does not guarantee future performance.  
Source: FactSet

### Price data

Ø price 5 days   Ø volume 5 days (pcs.)	399.8606 EUR (0)
Ø price 30 days   Ø volume 30 days (pcs.)	391.4723 EUR (0)
Ø price 100 days   Ø volume 100 days (pcs.)	392.8356 EUR (0)
Ø price 250 days   Ø volume 250 days (pcs.)	- EUR (-)
YTD High   date	411.9287 EUR (2024/03/27)
YTD Low   date	311.8793 EUR (2024/01/23)
52 Weeks High   date	- EUR (-)
52 Weeks Low   date	- EUR (-)

### Recent Research

on sector		on market	
Date		Headline	Download
2024/07/12		Global Equity Ratings	
2024/06/24		Pilulka Lékárný	
2024/06/21		Global Equity Ratings	
2024/06/14		Global Equity Ratings	
2024/05/29		Global Equity Ratings	