

# FERRARI N.V. FUTURE (RACF) - EUX/202409

2024/06/28 18:41:02

Price  
**384.2029** EUR

Difference  -0.72% (-2.77)

### General attributes

Symbol	RACFU24
Exchange	Eurex
Currency	EUR
Security type	Future
Underlying	FERRARI N.V.
Maturity	09-2024
Contract size	1,000

### Market data

Bid (Bid size)	- EUR (-)
Ask (Ask size)	- EUR (-)
Open	384.2029 EUR
High	384.2029 EUR
Low	384.2029 EUR
Close (prev. day)	386.9704 EUR
Underlying	FERRARI N.V.
Underlying price (date)	380.70 (24/06/28)
Settlement price (date)	384.20 (24/06/28)
Open Interest	0

### Performance and Risk

	6m	1Y	3Y
Perf (%)	+23.40%	-	-
Perf (abs.)	+72.85	-	-
Beta	-	-	-
Volatility	24.42	-	-

### Futures and Options

Related Futures	-
Related Options	-

5Y











Information about previous performance does not guarantee future performance.  
Source: FactSet

### Price data

Ø price 5 days   Ø volume 5 days (pcs.)	392.3639 EUR (0)
Ø price 30 days   Ø volume 30 days (pcs.)	388.5926 EUR (0)
Ø price 100 days   Ø volume 100 days (pcs.)	389.9037 EUR (0)
Ø price 250 days   Ø volume 250 days (pcs.)	- EUR (-)
YTD High   date	411.9287 EUR (2024/03/27)
YTD Low   date	311.8793 EUR (2024/01/23)
52 Weeks High   date	- EUR (-)
52 Weeks Low   date	- EUR (-)

### Recent Research

on sector		on market	
Date		Headline	Download
2024/06/24		Pilulka Léčárny	
2024/06/21		Global Equity Ratings	
2024/06/14		Global Equity Ratings	
2024/05/29		Global Equity Ratings	
2024/04/26		Global Equity Ratings	