

FERRARI N.V. FUTURE (RACF) - EUX/202409

2024/06/27 18:38:54

Price
386.9704 EUR

Difference  -1.53% (-6.00)

General attributes

Symbol	RACFU24
Exchange	Eurex
Currency	EUR
Security type	Future
Underlying	FERRARI N.V.
Maturity	09-2024
Contract size	1,000

Market data

Bid (Bid size)	- EUR (-)
Ask (Ask size)	- EUR (-)
Open	386.9704 EUR
High	386.9704 EUR
Low	386.9704 EUR
Close (prev. day)	392.9687 EUR
Underlying	FERRARI N.V.
Underlying price (date)	383.40 (24/06/27)
Settlement price (date)	386.97 (24/06/27)
Open Interest	0

Performance and Risk

	6m	1Y	3Y
Perf (%)	+25.91%	-	-
Perf (abs.)	+80.86	-	-
Beta	-	-	-
Volatility	24.26	-	-

Futures and Options

Related Futures	-
Related Options	-

5Y











Information about previous performance does not guarantee future performance.
Source: FactSet

Price data

Ø price 5 days Ø volume 5 days (pcs.)	395.1294 EUR (0)
Ø price 30 days Ø volume 30 days (pcs.)	389.0654 EUR (0)
Ø price 100 days Ø volume 100 days (pcs.)	389.3024 EUR (0)
Ø price 250 days Ø volume 250 days (pcs.)	- EUR (-)
YTD High date	411.9287 EUR (2024/03/27)
YTD Low date	311.8793 EUR (2024/01/23)
52 Weeks High date	- EUR (-)
52 Weeks Low date	- EUR (-)

Recent Research

on sector		on market	
Date		Headline	Download
2024/06/24		Pilulka Léčárny	
2024/06/21		Global Equity Ratings	
2024/06/14		Global Equity Ratings	
2024/05/29		Global Equity Ratings	
2024/04/26		Global Equity Ratings	