

A2A S.P.A. FUTURE (EAMG) - EUX/202409

2024/08/16 19:01:17

Price
2.0333 EURDifference  0.83% (0.02)

General attributes

Symbol	EAMGU24
Exchange	Eurex
Currency	EUR
Security type	Future
Underlying	A2A SPA
Maturity	09-2024
Contract size	1,000

Market data

Bid (Bid size)	- EUR (-)
Ask (Ask size)	- EUR (-)
Open	2.0333 EUR
High	2.0333 EUR
Low	2.0333 EUR
Close (prev. day)	2.0166 EUR
Underlying	A2A SPA
Underlying price (date)	2.022 (24/08/16)
Settlement price (date)	2.03 (24/08/16)
Open Interest	0

Performance and Risk

	6m	1Y	3Y
Perf (%)	+23.70%	-	-
Perf (abs.)	+0.39	-	-
Beta	-	-	-
Volatility	22.75	-	-

Futures and Options

Related Futures	-
Related Options	-









5Y

Information about previous performance does not guarantee future performance.
Source: FactSet

Price data

Ø price 5 days Ø volume 5 days (pcs.)	1.9972 EUR (0)
Ø price 30 days Ø volume 30 days (pcs.)	1.9420 EUR (0)
Ø price 100 days Ø volume 100 days (pcs.)	1.8569 EUR (0)
Ø price 250 days Ø volume 250 days (pcs.)	1.8011 EUR (0)
YTD High date	2.0166 EUR (2024/08/14)
YTD Low date	1.5594 EUR (2024/04/05)
52 Weeks High date	- EUR (-)
52 Weeks Low date	- EUR (-)

Recent Research

on sector		on market	
Date		Headline	Download
2024/08/16		Akciové trhy - denní zpráva	
2024/08/15		Akciové trhy - denní zpráva	
2024/08/14		Akciové trhy - denní zpráva	
2024/08/13		Akciové trhy - denní zpráva	
2024/08/12		Global Equity Ratings	