

BANCA INTESA S.P.A. FUTURE (IESI) - EUX/202409

2024/05/03 18:32:57

Price
3.3785 EUR

Difference  -3.26% (-0.11)

General attributes

Symbol	IESIU24
Exchange	Eurex
Currency	EUR
Security type	Future
Underlying	INTESA SANPAOLO SPA
Maturity	09-2024
Contract size	1,000

Market data

Bid (Bid size)	- EUR (-)
Ask (Ask size)	- EUR (-)
Open	3.3785 EUR
High	3.3785 EUR
Low	3.3785 EUR
Close (prev. day)	3.4925 EUR
Underlying	INTESA SANPAOLO SPA
Underlying price (date)	3.462 (24/05/03)
Settlement price (date)	3.38 (24/05/03)
Open Interest	0

Performance and Risk

	6m	1Y	3Y
Perf (%)	+47.92%	-	-
Perf (abs.)	+1.13	-	-
Beta	-	-	-
Volatility	17.95	-	-

Futures and Options

Related Futures	-
Related Options	-

5Y










Information about previous performance does not guarantee future performance.
Source: FactSet

Price data

Ø price 5 days Ø volume 5 days (pcs.)	3.4587 EUR (0)
Ø price 30 days Ø volume 30 days (pcs.)	3.3017 EUR (0)
Ø price 100 days Ø volume 100 days (pcs.)	2.9297 EUR (0)
Ø price 250 days Ø volume 250 days (pcs.)	- EUR (-)
YTD High date	3.4925 EUR (2024/05/02)
YTD Low date	2.6357 EUR (2024/01/03)
52 Weeks High date	- EUR (-)
52 Weeks Low date	- EUR (-)

Recent Research

on sector	on market	Date	Headline	Download
		2024/05/03	 Akciové trhy - denní zpráva	
		2024/05/02	 Akciové trhy - denní zpráva	
		2024/04/30	 Akciové trhy - denní zpráva	
		2024/04/29	 Akciové trhy - denní zpráva	
		2024/04/26	 Global Equity Ratings	